



MEMBERSHIP IN GENERAL DENTISTRY TRAINING PROGRAM 2009 - 2011



Dear HKDA members,

In July 2009, HKDA and CDSHK came to an agreement for HKDA to be the administrator of the Membership in General Dentistry (MGD) training program 2009-2011. The program is supported by various specialist societies which are accredited CPD providers of the Dental Council of Hong Kong (DCHK).

The training program is mainly designed to prepare the MGD trainees for the MGD Part I and Part II examinations. It is a competence-based program according to the guidelines of accreditation and training in MGD. For further details, please refer to CDSHK's website (www.cdshk.org).

The training program is module-based, consisting of CGD (Committee of General Dentistry) accredited lectures and workshops on clinical practice and essentials of dental practice on General Dentistry. There are some supporting programs to guide trainees in examination preparation and they can be useful to interested practitioners.

The modules are useful to colleagues who aspire to keep themselves abreast of the contemporary practice of General Dentistry and those who may wish to enroll as trainees in the next diet of examination. The credit points carried in completing the program will be counted as part of the requirements of the MGD training and examination. For further details, please refer to 'A Candidate Guide to MGD Training' at CDSHK's website (www.cdshk.org).

Dr Raymond Lee K M

Chairman, Committee of General Dentistry
The College of Dental Surgeons of Hong Kong

Dr David Ho C W

Chairman, General Dentistry Committee
Hong Kong Dental Association

MGD Winter Program 2009

Date & Time	Module Topic & Speaker	Language	Module Code	CPD/ CME Points	Member Fee # (HKDA/CDSHK Member or CDSHK Fellow)	Non-Member # Fee
29 Nov 09 (Sun) 0930-1230	Treatment of Pulpal Diseases <i>Dr Alex CHAN Wai Kwok</i>	English	CP4	3	HK\$900	HK\$1,100
29 Nov 09 (Sun) 1400-1700	Caries Management <i>Dr CHU Chun Hung</i>	English	CP10	3	HK\$900	HK\$1,100
13 Dec 09 (Sun) 0930-1230	Dentoalveolar Surgery <i>Dr Ben CHOW Kiang Cheong</i>	English	CP6	3	HK\$900	HK\$1,100
13 Dec 09 (Sun) 1400-1700	Dental Therapeutics <i>Dr Sunny TSUI Hing Chung</i>	English	CP6	3	HK\$900	HK\$1,100
27 Dec 09 (Sun) 0930-1230	Dental Imaging <i>Assoc Prof Bernard KOONG</i>	English	EDP1	3	HK\$900	HK\$1,100
27 Dec 09 (Sun) 1400-1700	Radiography (Workshop) <i>Assoc Prof Bernard KOONG</i>	English	EDP1	3	HK\$900	HK\$1,100

* A surcharge of \$100 will be added for On-site Registration.

Winter Program 2009 - Module Details



Treatment of Pulpal Diseases

Module Code: CP4 (MGD Clinical Practice 4)

Speaker: Dr Alex CHAN Wai Kwok

Specialist in Endodontics

BDS(HK), MDS(HK), MSc(HKPU), FRACDS, FCDShK (Endodontics),

FHKAM (Dental Surgery)

Dr Chan received his BDS from the University of Hong Kong in 1990 and completed his Master degrees in Conservative Dentistry and Health Services Management with distinctions in 1993 and 1999 respectively.

Dr Chan is a Fellow of the Hong Kong Academy of Medicine, College of Dental Surgeons of Hong Kong, Royal Australasian College of Dental Surgeons and International Congress of Oral Implantologists.

Dr Chan was the Clinical Assistant Professor in the Faculty of Dentistry, the University of Hong Kong from 1993 to 2008. Dr Chan is still teaching both undergraduates and postgraduates in the Faculty of Dentistry, the University of Hong Kong on a part-time basis whilst maintaining a private practice limited to Endodontics.

Apart from speaking widely in Hong Kong, Dr Chan has lectured and organized hands-on courses in the following countries: China (Macau, Beijing, Shanghai, Guangzhou, Kunming, Nanchang, Shenyang, Harbin), Taiwan, Thailand, Malaysia, Indonesia and Philippines.

Date & Time : 29 November 2009 (Sunday) 9:30 am – 12:30 pm

Venue : Lim Por Yen Lecture Theatre, G/F Hong Kong Academy of Medicine JC Building
99 Wong Chuk Hang Road, Aberdeen, Hong Kong

Fee : **HK\$900** (HKDA Member, CDSHK Member/Fellow); **HK\$1,100** (Non-Member/Fellow)
(A surcharge of \$100 will be added for On-site Registration.)

Language : English

CPD Credit : HKDA CPD hours: 3 ; DCHK CPD points: 3 ; CDSHK CME points: 3 (Cat A)

Synopsis : Endodontics often present challenges to the clinician, but the scientific rationale for endodontic treatment is often overlooked in our busy practices. This presentation is designed for the general practitioners to improve their understanding in clinical endodontics and daily endodontic skills. Topics will include diagnosis, case selection, endodontic instrumentation, cleansing and shaping, 3D packing of the root canal system. This lecture will also discuss the advances in technology; materials and equipment have made it possible today to efficiently perform successful endodontic treatment with more precision and predictable results.

At the end of the course, participants should be familiar with:

1. Biologic objectives of root canal therapy
2. Endodontic diagnostic decision making, case selection and organization of armamentarium
3. Importance and methods of effective biomechanical cleansing of the root canal system
4. Effective rotary nickel titanium file utilization and prevention of iatrogenic events
5. Optimal obturation of root canal systems with warm filling techniques



Winter Program 2009 - Module Details



Caries Management

Module Code: CP10 (MGD Clinical Practice 10)

Speaker: Dr CHU Chun Hung

Specialist in Family Dentistry

BDS (HK), MDS(HK), PDipDS(HK), PhD (HK), FRACDS, FDS RCS (Edin)

Dr Chu is a registered specialist in Family Dentistry and a Clinical Associate Professor in the Faculty of Dentistry, the University of Hong Kong. He also serve as the Assistant Dean in Mainland and Global Affairs and Deputy Polyclinic Director. Dr Chu was conferred Bachelor of Dental Surgery in 1989, Master of Dental Surgery in 1992 and Doctor of Philosophy in 2004 by the University of Hong Kong. He also obtained a Post-graduate Diploma in Dental Public Health in 1997.

Date & Time : 29 November 2009 (Sunday) 2:00 pm – 5:00 pm

Venue : Lim Por Yen Lecture Theatre, G/F Hong Kong Academy of Medicine JC Building
99 Wong Chuk Hang Road, Aberdeen, Hong Kong

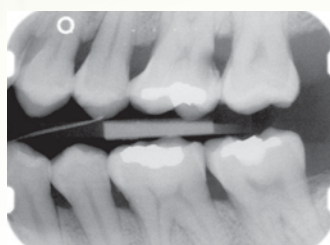
Fee : **HK\$900** (HKDA Member, CDSHK Member/Fellow); **HK\$1,100** (Non-Member/Fellow)
(A surcharge of \$100 will be added for On-site Registration.)

Language : English

CPD Credit : HKDA CPD hours: 3 ; DCHK CPD points: 3 ; CDSHK CME points: 3 (Cat A)

Synopsis : This course offers a review of etiology, pathology and risk factors of dental caries. Caries assessment, caries removal technique and strategy in arresting caries will be discussed. At the end of the course, participants are expected to

1. be familiar with the clinical presentation of dental caries,
2. appreciate special test and clinical diagnostic skill to assess dental caries,
3. identify risk factors of dental caries development,
4. formulate treatment strategy to control and prevent dental caries.



Winter Program 2009 - Module Details



Dentoalveolar Surgery

Module Code: CP6 (MGD Clinical Practice 6)

Speaker: Dr Ben CHOW Kiang Cheong

Specialist in Oral & Maxillofacial Surgery

BDS (HK), FRACDS, FHKAM (Dental Surgery), FCDSHK (OMS)

Dr Chow received his BDS degree in the University of Hong Kong in 1985 and obtained the Fellowship of the Royal Australasian College of Dental Surgeons in 1990. He completed his Oral and Maxillofacial Surgery training in 1994 in the University of Hong Kong under Professor Henk Tideman. He had long service in the Government Dental Service and was the Unit i/c of the Oral Maxillofacial Surgery and Dental Unit of the North District Hospital before turning into private practice in 2007. He has vast experience in maxillofacial pathology, traumatology and implantology. His special interest was orthognathic surgery and reconstructive surgery. Dr Chow is currently the President of the Hong Kong Association of Oral and Maxillofacial Surgeons, Councilor of the Asian Association of Oral and Maxillofacial Surgeons and Vice-President of The Hong Kong Society for Sedation and Anaesthesia in Dentistry. He also holds the post of Honorary Clinical Associate Professor in the Faculty of Dentistry, University of Hong Kong.

Date & Time : 13 December 2009 (Sunday) 9:30 am – 12:30 pm

Venue : Lim Por Yen Lecture Theatre, G/F Hong Kong Academy of Medicine JC Building
99 Wong Chuk Hang Road, Aberdeen, Hong Kong

Fee : HK\$900 (HKDA Member, CDSHK Member/Fellow) ; HK\$1,100 (Non-Member/Fellow)
(A surcharge of \$100 will be added for On-site Registration.)

Language : English

CPD Credit : HKDA CPD hours: 3 ; DCHK CPD points: 3 ; CDSHK CPD/CME points: 3 (Cat A)

Synopsis : Oral surgical procedures are not usually welcomed by most of our patients. Any hic-cups during the procedure or complications after the surgery will lead to great patient dissatisfaction. Therefore mastering the basic skills in handling common surgical procedures is very important in our daily practice. Knowing when to refer is also vital in the overall risk management.

The lecture will cover the following areas:

1. Basic surgical principles and surgical anatomy
2. Common dentoalveolar surgeries
3. Management of odontogenic infection
4. Management of intra-operative and post-operative surgical complications
5. Management of orofacial pain and temporomandibular disorders
6. Recognition of complex conditions requiring surgical intervention or timely referral

The lecture will be clinically oriented. Practical tips and common pitfalls will be shared and illustrated with different clinical cases.



Winter Program 2009 - Module Details



Dental Therapeutics

Module Code: CP6 (MGD Clinical Practice 6)

Speaker: Dr Sunny TSUI Hing Chung

Specialist in Oral & Maxillofacial Surgery

BDS (HK), FRACDS, FHKAM (Dental Surgery), FDS RCS (Eng), FCDShK (OMS)

Dr Tsui obtained his BDS degree from the University of Hong Kong in 1985 and is amongst the first batch of dental graduates trained locally. After a brief stint in private general practice, he entered the Government Dental Service. He began his training in Oral and Maxillofacial Surgery after entering the Hospital Dental Service.

He was awarded the Sir Robert Black post-graduate scholarship in 1993 and spent a year in the Oral and Maxillofacial Surgery Department in UK. He had worked for different public regional hospitals in Hong Kong and was sent for further training by the Government in 2003, again to UK.

He obtained the FRACDS in 1990 and the FDS RCS (Eng) in 1994 while he was under training in UK. He was an inaugural fellow of the Hong Kong Academy of Medicine and was awarded FCDShK (OMS) in 2000.

He is a specialist in Oral and Maxillofacial Surgery and has been in private practice since late 2007. His special interest is in oral pathological lesions and bone grafting related to dental implant surgery.

Date & Time : 13 December 2009 (Sunday) 2:00 pm – 5:00 pm

Venue : Lim Por Yen Lecture Theatre, G/F Hong Kong Academy of Medicine JC Building
99 Wong Chuk Hang Road, Aberdeen, Hong Kong

Fee : HK\$900 (HKDA Member, CDSHK Member/Fellow); HK\$1,100 (Non-Member/Fellow)
(A surcharge of \$100 will be added for On-site Registration.)

Language : English

CPD Credit : HKDA CPD hours: 3 ; DCHK CPD points: 3 ; CDSHK CPD/CME points: 3 (Cat A)

Synopsis : The course aims to provide a basis for the use of pharmacologic agents in the management of conditions commonly encountered in clinical dental practice such as pain, infection and anxiety. It also serves as an overview for the use of pharmacologic agents in daily dental practice and the potential implications of the drugs the patients are taking on our treatment.

The basic principles in the use of therapeutic agents including pharmacokinetics and pharmacodynamics will be revised. Recognition of drug allergic reactions, adverse side effects and signs of over-dosage will be discussed. The pharmacokinetics and pharmacodynamics of commonly used drugs in dental practice are discussed. They include antibacterial agents, analgesics, anxiolytic agents and local anaesthetic agents. Also, their adverse side effects, over-dosage and their management will be outlined.

The importance of drugs interaction will be emphasized as more and more elderly patients are encountered in daily practice who are on multiple drugs. Quite a number of patients who have medical conditions are on medications which would have an impact on dental management and these drugs will be described, especially the ones which affect the haemostatic mechanisms and immune system.

International guidelines regarding the use of drugs especially in case of valvular heart disease, immunosuppressed patients will be presented.



Winter Program 2009 - Module Details



Dental Imaging

Module Code: EDP1 (MGD Essential of Dental Practice 1)

Speaker: Assoc Prof Bernard KOONG

Oral and Maxillofacial Radiologist
BDS(Wh.Aust), MSc(OMR)(Toronto)

Assoc Prof Koong consults full time at a multidisciplinary private radiology group in Western Australia and also consults internationally. He coordinates and delivers the OMR lectures for the undergraduate and postgraduate programmes at the University of Western Australia. As an invited speaker, he has presented numerous lectures to the dental and medical professions across Australia, USA, Canada, Singapore, Hong Kong and New Zealand. He also presents lectures to medical radiologists and radiology registrars of the Royal Australian and New Zealand College of Radiologists (RANZCR).

Assoc Prof Koong is a member of the Editorial Board of the prestigious Clinical Oral Implant Research journal. He was Vice Chairman of the 33rd ADA Congress in Perth and a member of the Scientific Committee.

Assoc Prof Koong completed his specialist training under the supervision of the world renowned Professor Michael Pharoah at the University of Toronto, where he was the first OMR registrar to win the prestigious Harron Award and Scholarship. It included training at Mt Sinai Hospital and is considered by many to be the premier specialist OMR programme internationally, renowned for excellence in interpretive radiology. Assoc Prof Koong is a member of the RANZCR. His interest is in interpretive radiology and the application of the latest diagnostic imaging technology in the examination of the dental and orofacial structures.

Date & Time : 27 December 2009 (Sunday) 9:30 am – 12:30 pm

Venue : Lim Por Yen Lecture Theatre, G/F Hong Kong Academy of Medicine JC Building
99 Wong Chuk Hang Road, Aberdeen, Hong Kong

Fee : HK\$900 (HKDA Member, CDSHK Member/Fellow); HK\$1,100 (Non-Member/Fellow)
(A surcharge of \$100 will be added for On-site Registration.)

Language : English

CPD Credit : HKDA CPD hours: 3 ; DCHK CPD points: 3 ; CDSHK CME points: 3 (Cat A)

Synopsis : 1. Principles of radiologic interpretation

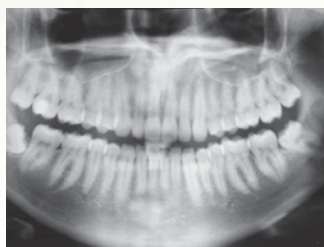
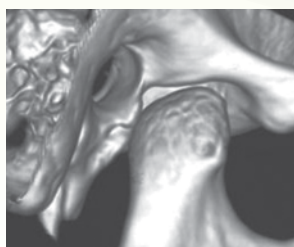
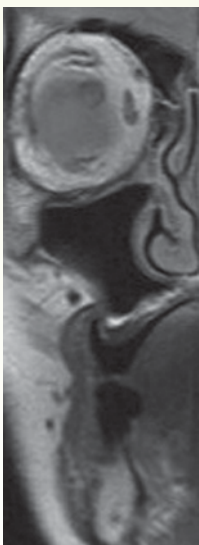
An algorithm for radiologic interpretation will be introduced. Several examples will be used to demonstrate the importance and employment of this algorithm in evaluating radiological images.

2. Advanced interpretation of dentoalveolar lesions

Most periapical and periodontal abnormalities seen in radiographs represent inflammatory lesions. However, several other abnormalities, ranging from fibro-osseous lesions to malignant tumours, can appear similar radiographically. Apart from the location, other radiologic characteristics of inflammatory lesions in the jaws will be discussed. Using multiple cases, these characteristics will be contrasted against the features of non-inflammatory lesions, which may otherwise appear similar. In particular, radiologic features of malignant lesions in the jaws will be emphasised.

3. Advanced Imaging modalities

With the availability of a multitude of imaging modalities, including plain xrays, cone beam, CT, MRI, nuclear medicine and ultrasound, it can be difficult to select the optimal modality. An overview of the available techniques will be discussed, with focus on the strengths and weaknesses of those more commonly employed in dentistry. Multiple examples will be used to demonstrate this, including the application in evaluating dentoalveolar disease, orofacial pain, the TMJ, trauma, implantology, ectopic and impacted teeth.



Winter Program 2009 - Module Details



Radiography Workshop

Module Code: EDP1 (MGD Essential of Dental Practice 1)

Speaker: Assoc Prof Bernard KOONG

Oral and Maxillofacial Radiologist
BDS(Wh.Aust), MSc(OMR)(Toronto)

Assoc Prof Koong consults full time at a multidisciplinary private radiology group in Western Australia and also consults internationally. He coordinates and delivers the OMR lectures for the undergraduate and postgraduate programmes at the University of Western Australia. As an invited speaker, he has presented numerous lectures to the dental and medical professions across Australia, USA, Canada, Singapore, Hong Kong and New Zealand. He also presents lectures to medical radiologists and radiology registrars of the Royal Australian and New Zealand College of Radiologists (RANZCR).

Assoc Prof Koong is a member of the Editorial Board of the prestigious Clinical Oral Implant Research journal. He was Vice Chairman of the 33rd ADA Congress in Perth and a member of the Scientific Committee.

Assoc Prof Koong completed his specialist training under the supervision of the world renowned Professor Michael Pharoah at the University of Toronto, where he was the first OMR registrar to win the prestigious Harron Award and Scholarship. It included training at Mt Sinai Hospital and is considered by many to be the premier specialist OMR programme internationally, renowned for excellence in interpretive radiology. Assoc Prof Koong is a member of the RANZCR. His interest is in interpretive radiology and the application of the latest diagnostic imaging technology in the examination of the dental and orofacial structures.

Date & Time : 27 December 2009 (Sunday) 2:00 pm – 5:00 pm

Venue : Lim Por Yen Lecture Theatre, G/F Hong Kong Academy of Medicine JC Building
99 Wong Chuk Hang Road, Aberdeen, Hong Kong

Fee : HK\$900 (HKDA Member, CDSHK Member/Fellow); HK\$1,100 (Non-Member/Fellow)
(A surcharge of \$100 will be added for On-site Registration.)

Language : English

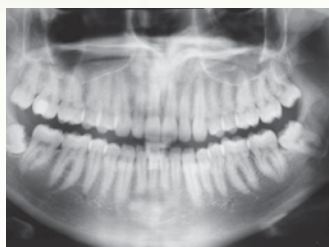
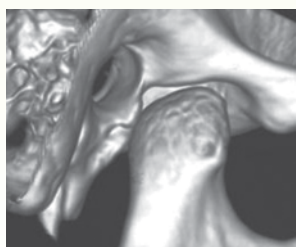
CPD Credit : HKDA CPD hours: 3 ; DCHK CPD points: 3 ; CDSHK CME points: 3 (Cat A)

Synopsis : 1. Radiologic anatomy

The importance of a thorough knowledge of radiologic anatomy is a basic requirement in interpretation of images. Multiple examples of orofacial plain films including the OPG and intraoral views will be used to demonstrate this in an interactive tutorial style.

2. Practical radiologic interpretation

Multiple examples will be used in an interactive tutorial style presentation to further emphasise interpretive radiology and to provide participants the opportunity to apply the introduced principles.



MGD Training Winter Program 2009 Enrolment Form for non-MGD Trainees

Deadline for submission: One week before the date of the module

To: HKDA Secretariat

8/F, Duke of Windsor Social Service Building
15 Hennessy Road, Wanchai, Hong Kong
(Tel: 2528 5327 Fax: 2529 0755)

I would like to enrol in the following module(s) of the MGD Winter Program 2009.

Please tick the appropriate box for the module(s) you enrol					
Date & Time	Module Topic & Speaker	Module Code	Enrolment Deadline	Member Fee # (HKDA/CDSHK Member or CDSHK Fellow)	Non-Member # Fee
29 Nov 09 (Sun) 0930-1230	Treatment of Pulpal Diseases <i>Dr Alex CHAN Wai Kwok</i>	CP4	22 Nov 09	<input type="checkbox"/> HK\$900	<input type="checkbox"/> HK\$1,100
29 Nov 09 (Sun) 1400-1700	Caries Management <i>Dr CHU Chun Hung</i>	CP10	22 Nov 09	<input type="checkbox"/> HK\$900	<input type="checkbox"/> HK\$1,100
13 Dec 09 (Sun) 0930-1230	Dentoalveolar Surgery <i>Dr Ben CHOW Kiang Cheong</i>	CP6	06 Dec 09	<input type="checkbox"/> HK\$900	<input type="checkbox"/> HK\$1,100
13 Dec 09 (Sun) 1400-1700	Dental Therapeutics <i>Dr Sunny TSUI Hing Chung</i>	CP6	06 Dec 09	<input type="checkbox"/> HK\$900	<input type="checkbox"/> HK\$1,100
27 Dec 09 (Sun) 0930-1230	Dental Imaging <i>Assoc Prof Bernard KOONG</i>	EDP1	20 Dec 09	<input type="checkbox"/> HK\$900	<input type="checkbox"/> HK\$1,100
27 Dec 09 (Sun) 1400-1700	Radiography (Workshop) <i>Assoc Prof Bernard KOONG</i>	EDP1	20 Dec 09	<input type="checkbox"/> HK\$900	<input type="checkbox"/> HK\$1,100
Total:					

(Tea & snacks will be served. Lunch will be provided for those who have enrolled in both morning & afternoon modules on the same day.)

A surcharge of \$100 will be added for On-site Registration.

Enclosed please find a crossed cheque (Cheque No. _____ Bank _____)
of HK\$ _____ made payable to "Hong Kong Dental Association Ltd.".

Full Name (Block Letter): _____ Signature: _____

HKDA Membership / CDSHK Membership / CDSHK Fellowship No.* _____

* Please delete as appropriate

Contact phone number: _____ Date: _____

Remarks:

- Reservation must be made by returning the enrolment form together with the cheque to HKDA Secretariat one week before the module takes place.
- Limited seats are available and admission is on a first-come-first-served basis. Applicants will NOT be notified unless their application is NOT accepted. For confirmation of your application, please contact Ms Gloria Leung or Ms Eunice Chuen of HKDA Secretariat (Tel: 2528 5327).
- The program is subject to alterations and HKDA will not be held responsible for any consequences resulting from such alterations.
- The opinions expressed by the speakers may not necessarily reflect the viewpoints of HKDA and CDSHK.
- Limited car park spaces are available on a first-come-first-served basis.
- Upon official warning being broadcast that Typhoon Signal no. 8 or Black Rainstorm warning will be hoisted in the two hours before the commencement of the lecture, the lecture will be cancelled and another date will be arranged. If it is broadcast that the signal will be cancelled in the two hours before the commencement of the lecture, the lecture will continue and participants are required to take roll-call at the registration desk as scheduled.
- Registration will take place in the 30 minutes before the module begins.